



Northumbria Healthcare
NHS Foundation Trust

THE
NORTHUMBRIA WAY

PEOPLE CARING FOR PEOPLE

Interactive Public Health Dashboards

Public Health, Northumbria Healthcare NHS FT
Month Year



Public Health Analytics Team

Chris Wilcockson

Senior Public Health Analyst

Christopher.Wilcockson@northumbria-
healthcare.nhs.uk

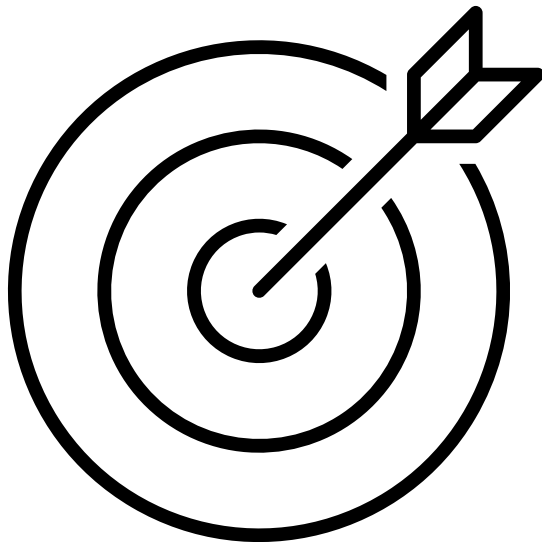
Robert Taggart

Information Analyst

Robert.Taggart@northumbria-
healthcare.nhs.uk



Aims



Healthcare metrics vs. Patient inequality factors

Interactive

Updated in real time to reflect user choices

Intuitive

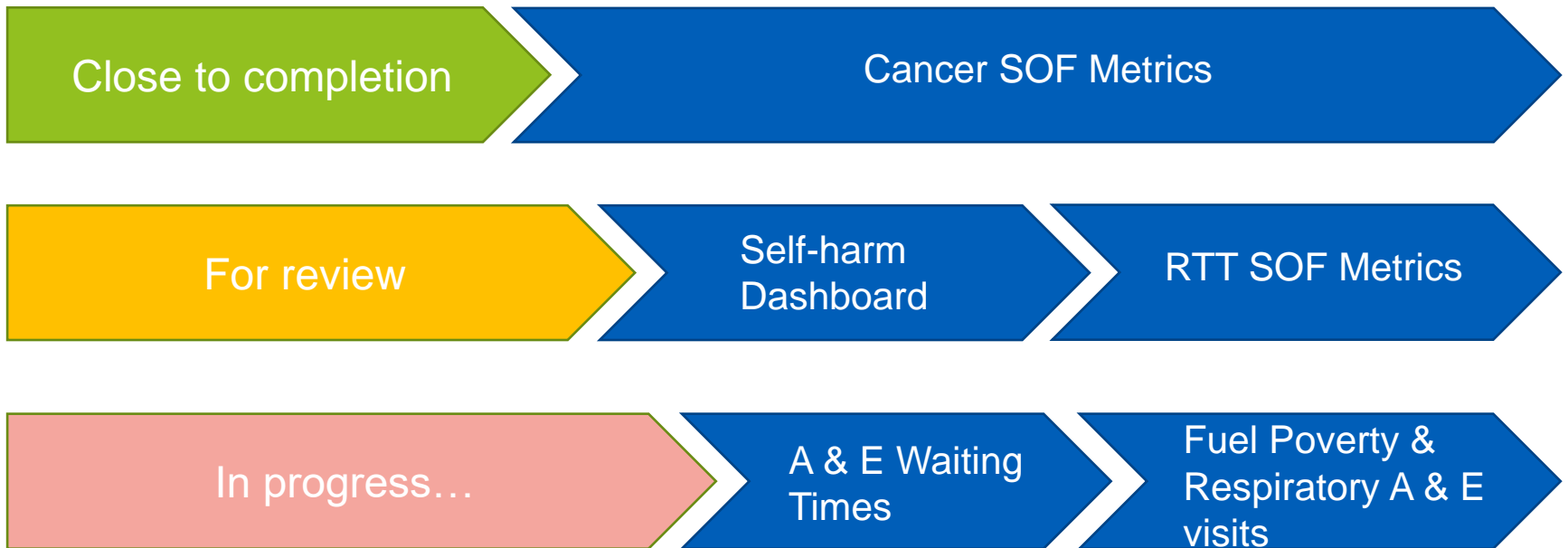
Easy to use and navigate

Informative

Filters relevant data to produce insights

Work so far...

5 Dashboards currently in development



Cancer SOF Metrics Dashboard



1st Treatment for new tumour or metastatic tumour only



62 day wait clock starts at time of 1st appointment to time of first treatment



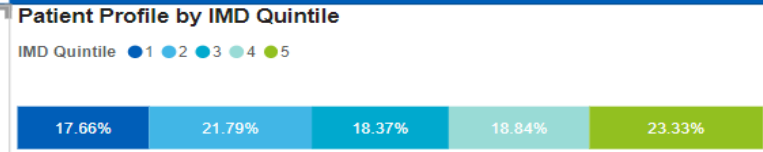
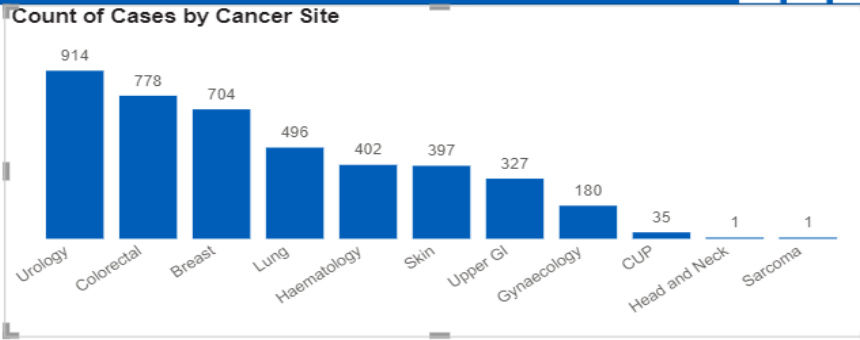
Appointment and treatment are both with the trust only

Cancer SOF Metrics Dashboard

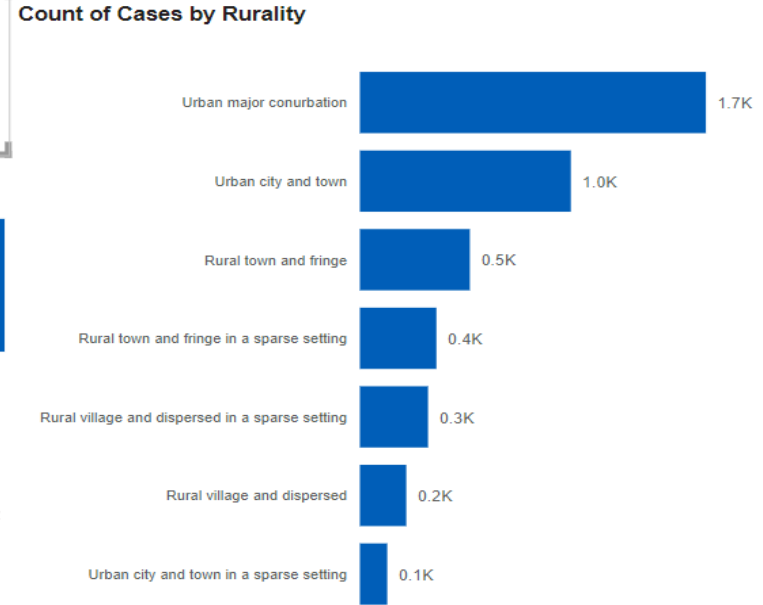
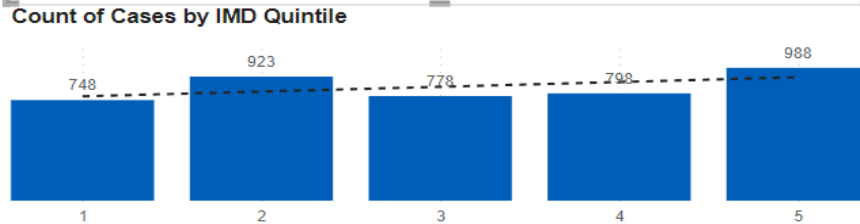
Cancer Waiting Times
Inequalities Dashboard
Front Page

Northumbria Healthcare
NHS Foundation Trust
Information services & Public Health

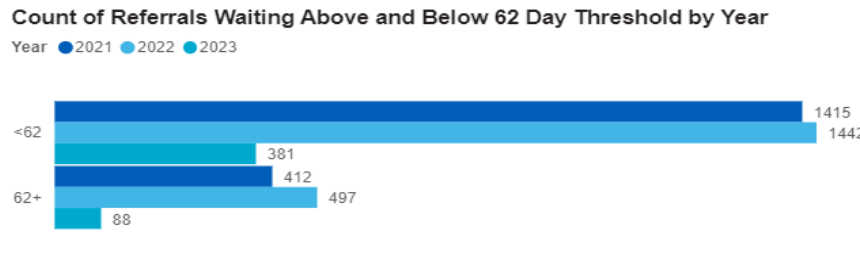
- Sex
 - Female
 - Male
- Ethnicity
 - BAME
 - Unknown
 - White
- IMD Quintile
 - 1
 - 2
 - 3
 - 4
 - 5



- Age Group
 - <30
 - 31 - 40
 - 41 - 50
 - 51 - 60
 - 61 - 70
 - 71 - 80
 - 81 - 90
 - 91+



- Local Auth
 - North Tyneside
 - Northumberland
- Days Grouping
 - <62
 - 62+



Cancer SOF Metrics Dashboard

Cancer Waiting Times
Inequalities Dashboard
Demographics

Northumbria Healthcare
NHS Foundation Trust
Information Services & Public Health

Sex

Ethnicity

Age Group

IMD Quintile

Rurality

Cancer Site

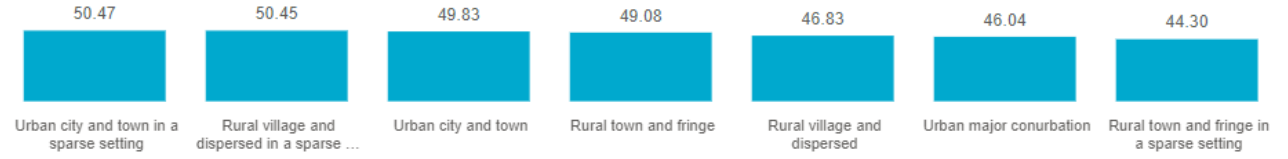
Local Auth

Crude Referral Rate Profile by IMD Quintile

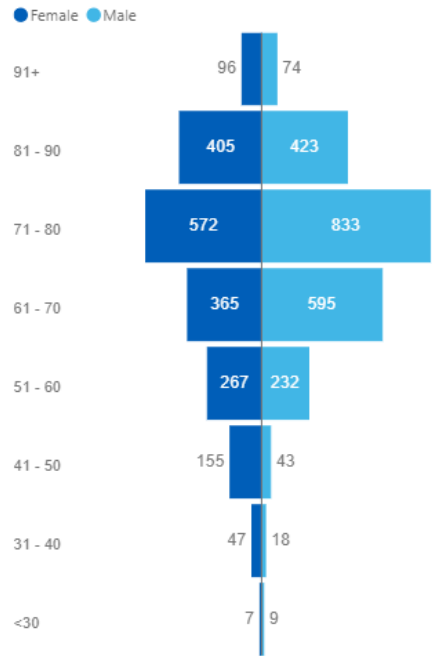
IMD Quin... 1 2 3 4 5

IMD Quintile	Crude Referral Rate
1	295
2	334
3	215
4	275
5	335

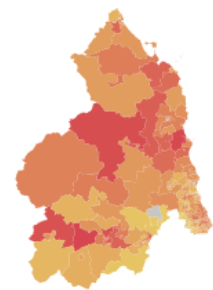
Average of Days Waiting by Rurality



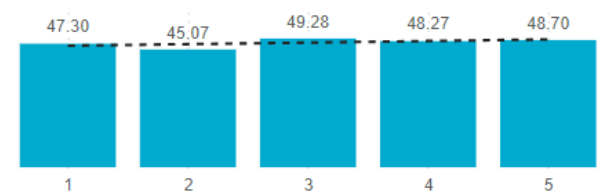
Patient Demographics



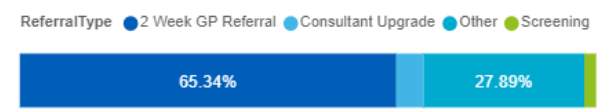
Crude Referral 1st Treatment Rate per 1000 by LSOA



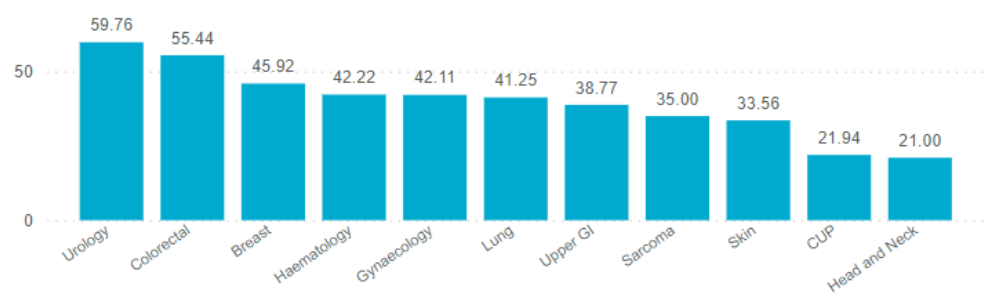
Average Wait in days by IMD Quintile



Referral by Type



Average of Days Waiting by Cancer Site



Proposed SOF Metrics

Current and possible future SOF Dashboards...

NHS Area	ICB/Trust Metric	Metric	Inequalities Metrics	Status
Cancer 62 Waits	ICB/Trust	Patients waiting above 62 day threshold	Deprivation, Age, Sex, Ethnicity, Geography	Under Review
Elective Care (RTT)	ICB/Trust	Patients waiting over 52, 78, & 104 week thresholds to begin treatment	Deprivation, Age, Sex, Ethnicity, Geography	Awaiting data extraction pipeline
Self-Harm Admissions	Trust	Inpatient admissions with self-harm ICD10 codes	Deprivation, Age, Sex, Ethnicity, Geography	Built. Awaiting review.
Mental Health Services	ICB	Access rate for IAPT services	Deprivation, Age, Sex, Ethnicity, Geography	Prospective
Safe, high-quality care	Trust	C. Diff and gram-negative bacterial infection rate	Deprivation, Age, Sex, Ethnicity, Geography	Prospective, but datasets have been acquired.



Northumbria Healthcare
NHS Foundation Trust



Thank you

